

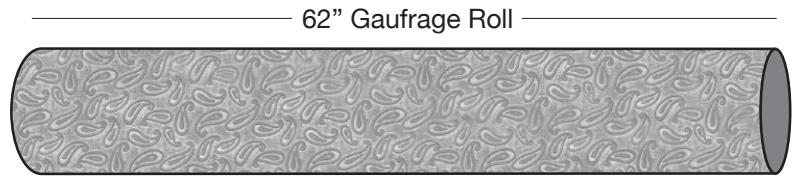
# PAISLEY (PA)

**Available In:** Center Cut

**Noticeable Matchline:** No matchline on gaufrage patterns

**Directional:** No

**Gaufrage Roll Width:** 62"



*Direction of pattern on gaufrage roll. Not to scale.*



Pattern and color shown at actual scale.

[www.townsendleather.com](http://www.townsendleather.com)

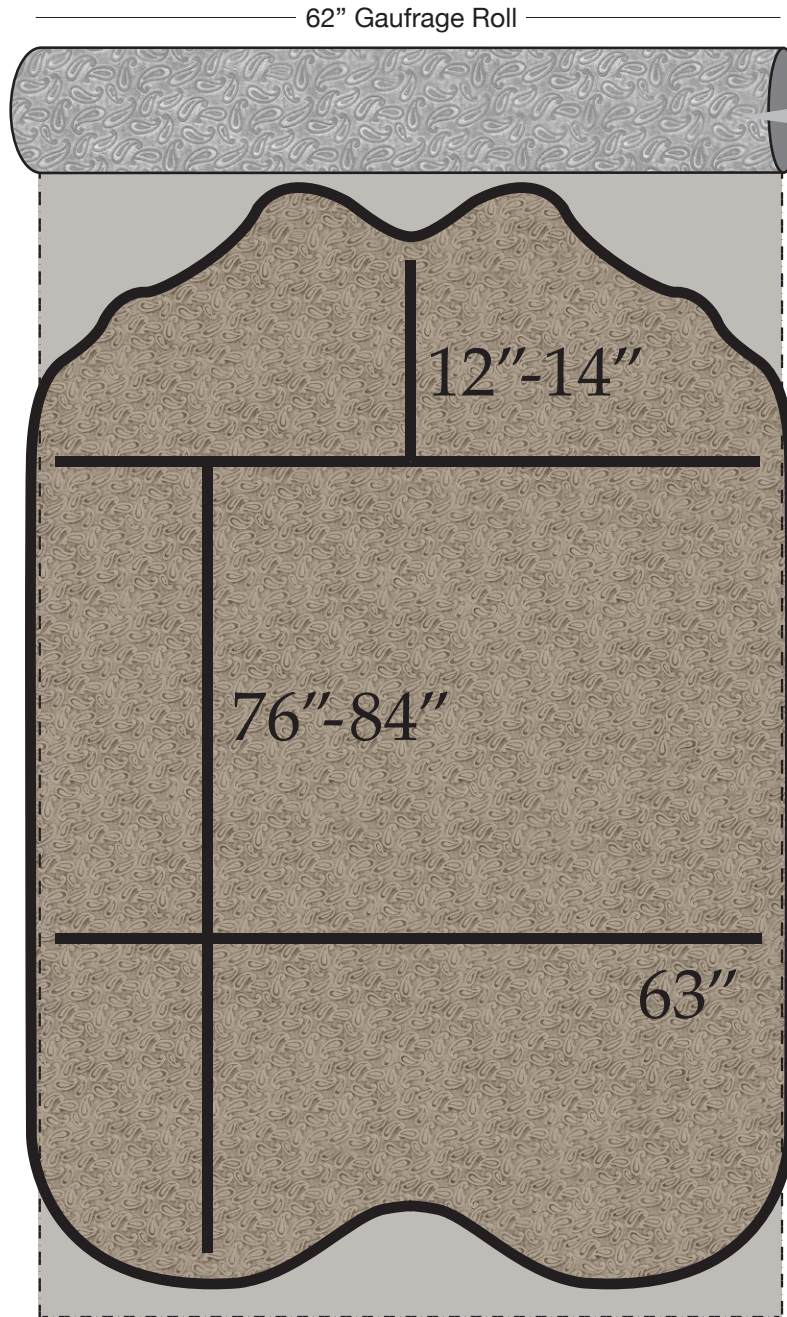
DECORATIVE

# Cowhide Center Cut

40-45 SF Average

## PAISLEY (PA)

Gaufrage Pattern Direction



Pattern is not to scale - for direction on center cut only.

Please note, that because each hide is unique and hides vary in shape and size, there will be slight differences in exactly where the gaufrage pattern falls on each hide. This diagram is intended to provide a general representation of the pattern direction.



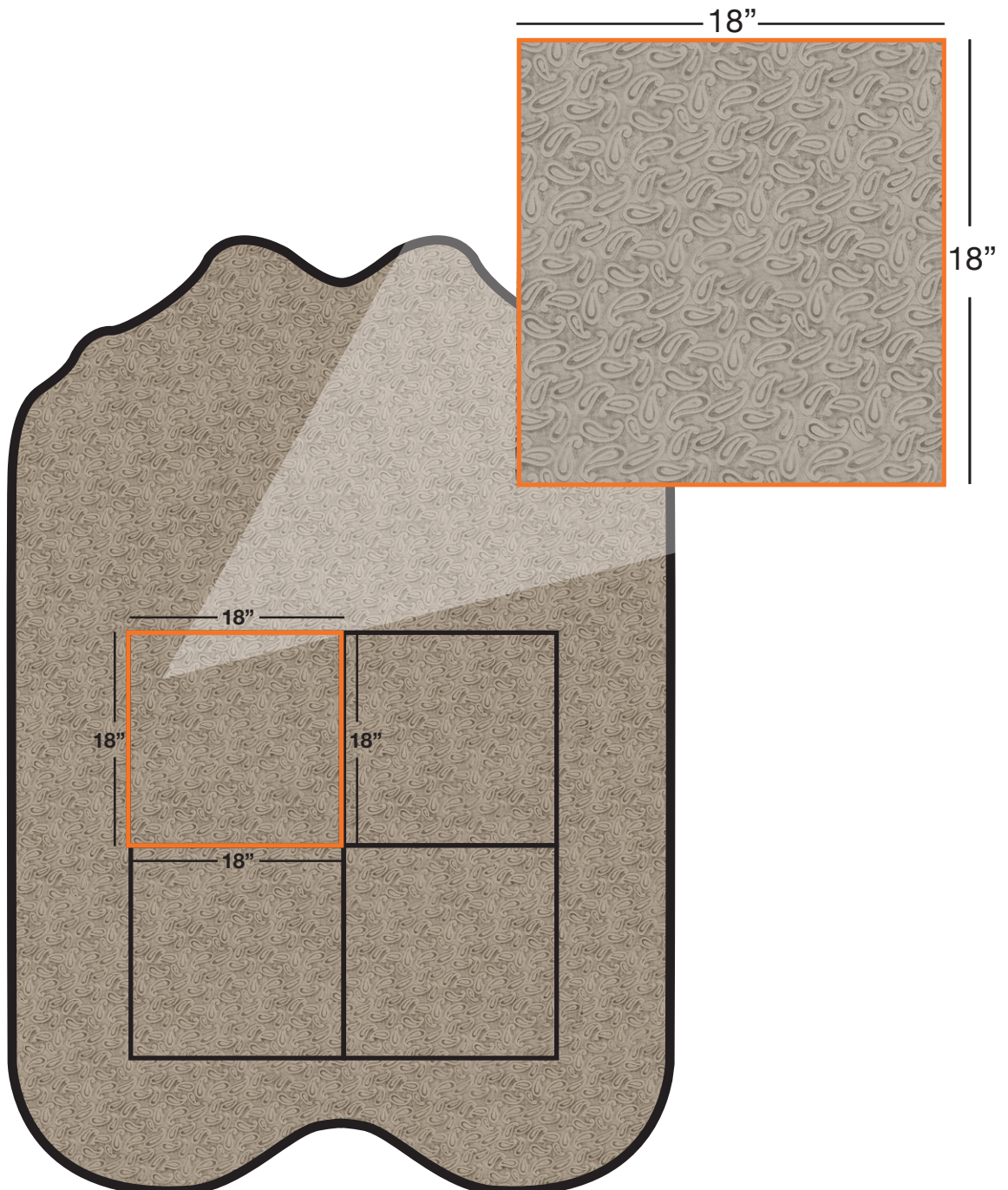
DECORATIVE

# Cowhide Center Cut

40-45 SF Average

## PAISLEY (PA)

### Pattern Repeat



The above layout is to show scale and pattern repeat. A pattern repeat refers to the amount of space from where a pattern begins and then begins again. This repeat can occur both on the vertical and horizontal plane.

The images within the measurement are all to scale. This diagram is intended to give an idea of how many pattern repeats a hide will contain but may vary slightly from hide to hide.



## DECORATIVE