


# KASBAH (KA)

**Available In:** Center Cuts

**Noticeable Matchline:** No

**Directional:** Yes

**Plate Dimensions:** 54"W x 26"H



*Direction of pattern on plate. Not to scale.*



Pattern and color shown at actual scale.

[www.townsendleather.com](http://www.townsendleather.com)

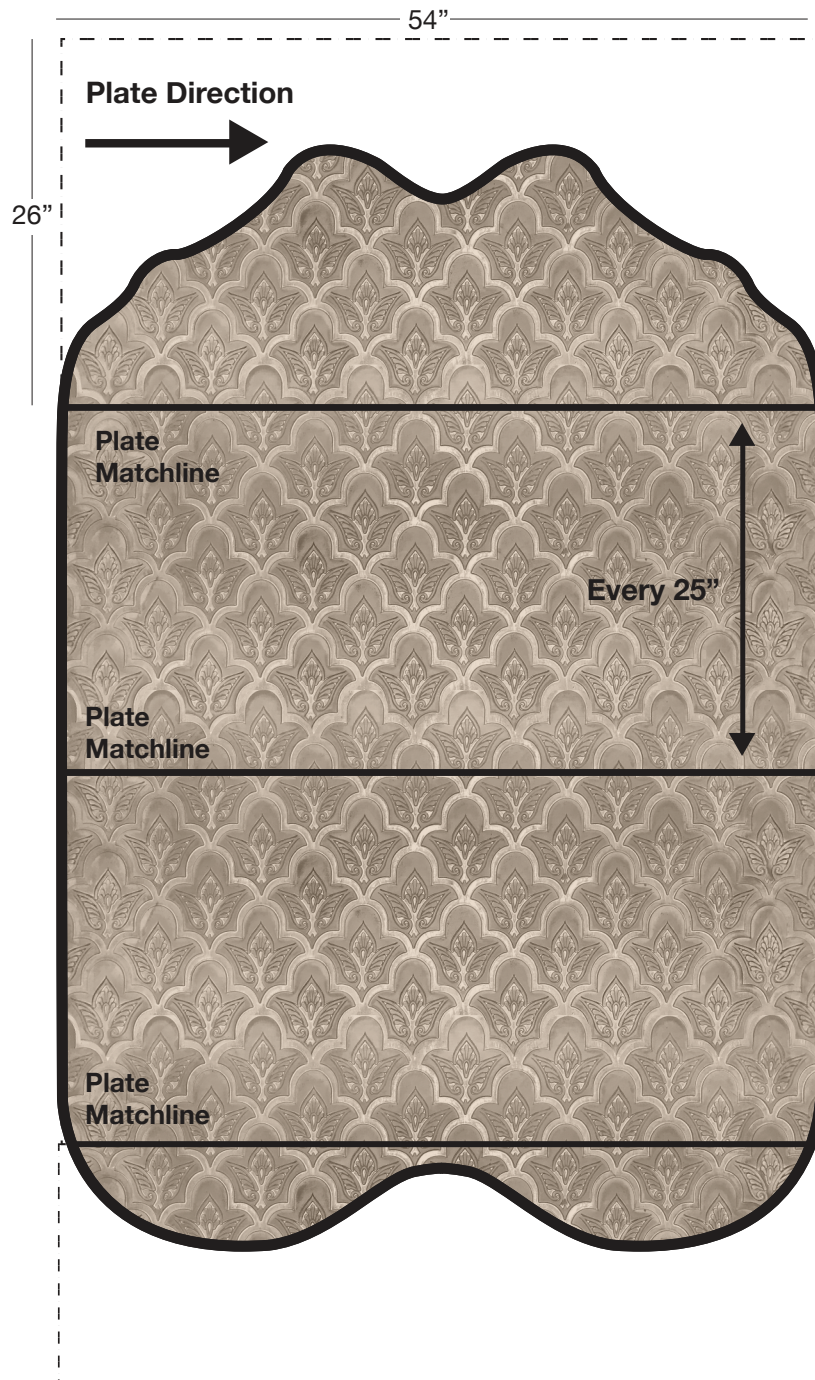
**DECORATIVE**



# Cowhide Center Cut

35-40 SF Average

## KASBAH (KA)



The above layout is to show approximate areas where the embossing matchline will be present, if noticeable. Please note, however, that because each hide is unique and hides vary in shape and size, there will be slight differences in exactly where the embossing pattern falls on each hide. This diagram is intended to provide a general representation of where the pattern will be printed onto the hide.



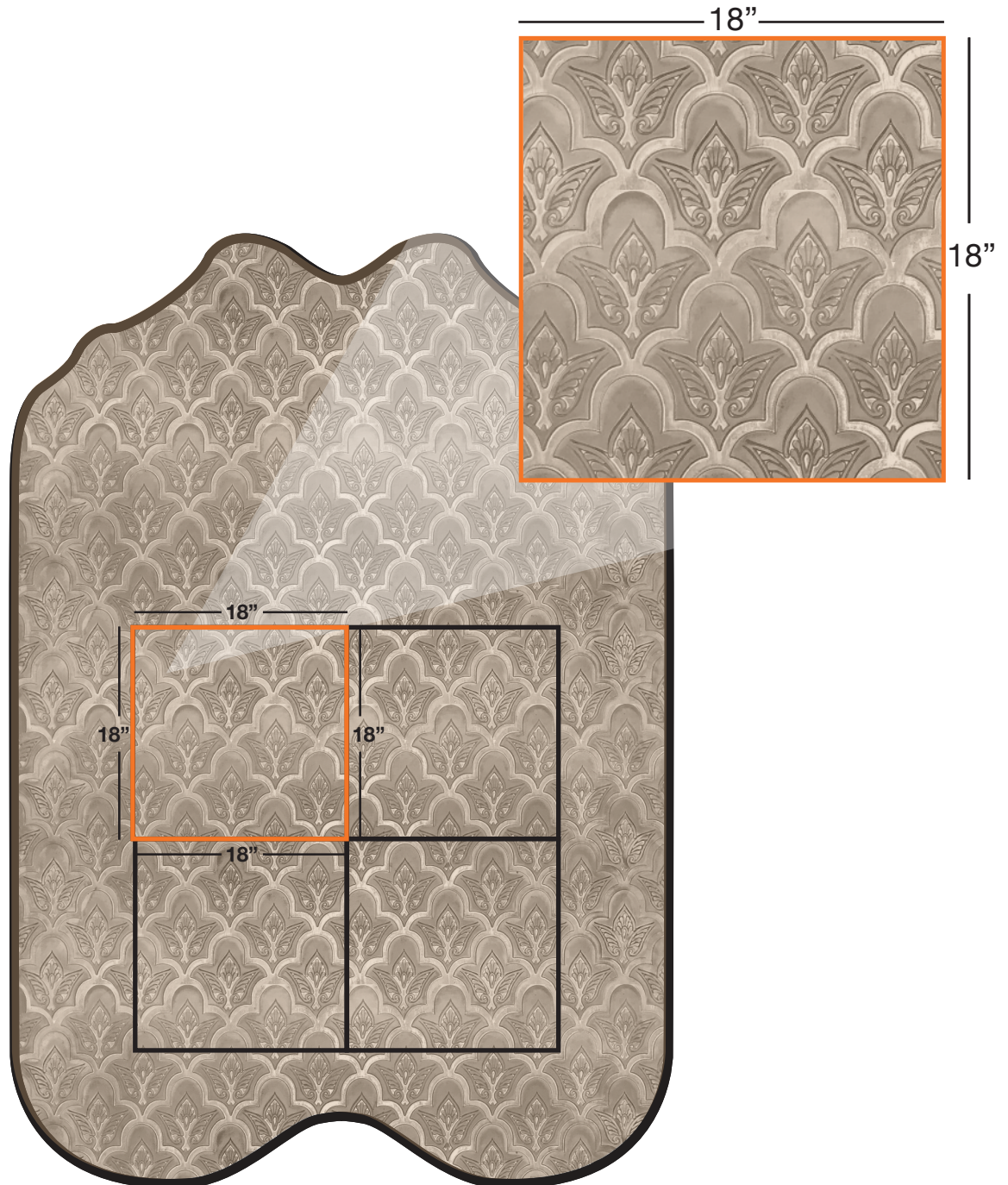
### DECORATIVE

# Cowhide Center Cut

35-40 SF Average

## KASBAH (KA)

### Pattern Repeat



The above layout is to show scale and pattern repeat. A pattern repeat refers to the amount of space from where a pattern begins and then begins again. This repeat can occur both on the vertical and horizontal plane.

The images within the measurement are all to scale. This diagram is intended to give an idea of how many pattern repeats a hide will contain but may vary slightly from hide to hide.



## DECORATIVE