


# ITALIAN PEBBLE (IP)

**Available In:** Hides

**Noticeable Matchline:** No

**Directional:** No

**Plate Dimensions:** 54"W x 25"H



*Direction of pattern on plate. Not to scale.*



Pattern and color shown at actual scale.

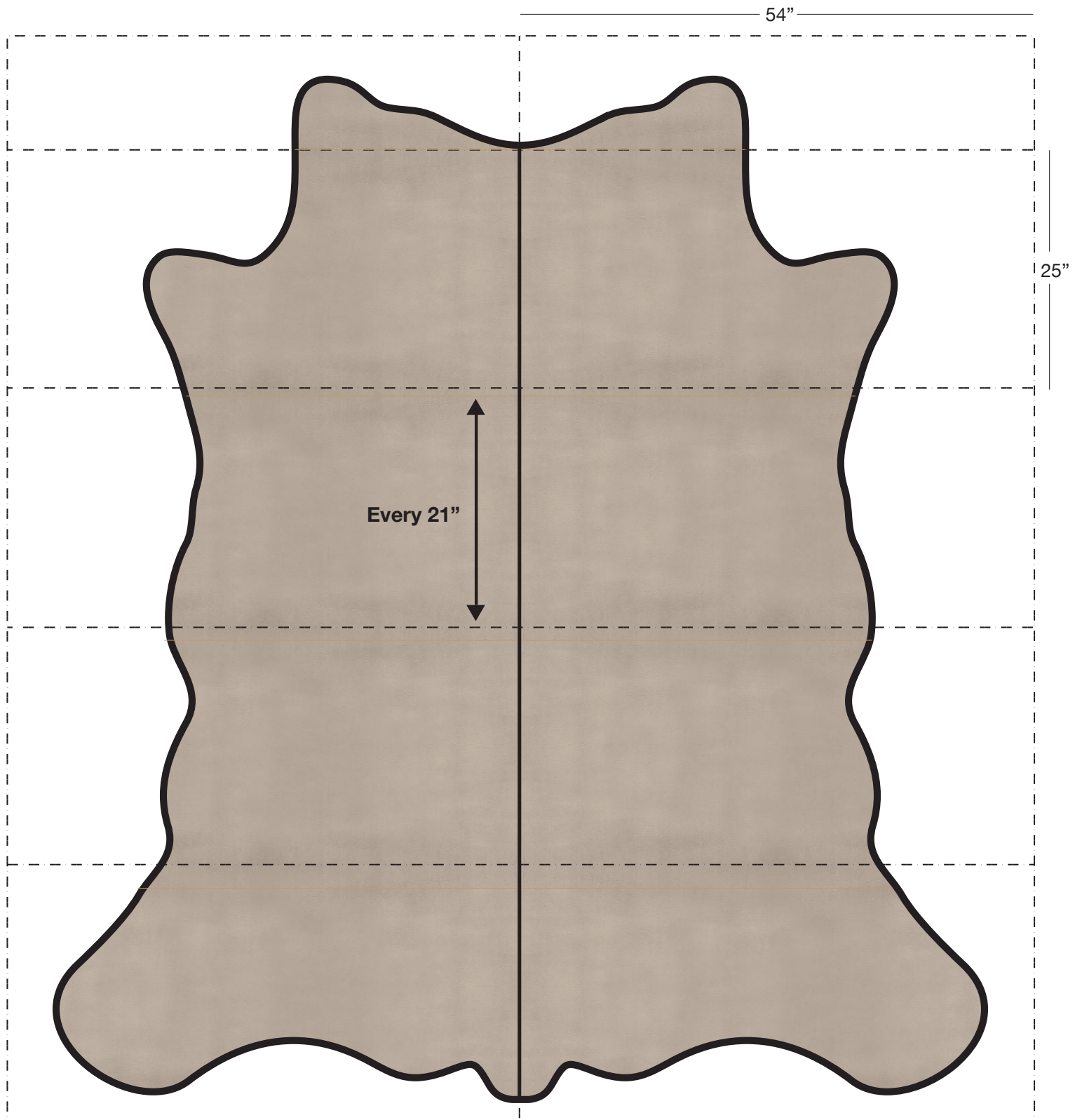
[www.townsendleather.com](http://www.townsendleather.com)

**GRAIN TEXTURE**

# Full Cowhide

55-60 SF Average

# ITALIAN PEBBLE (IP)



The above layout is to show approximate areas where the embossing may be present. Please note, however, that because each hide is unique and hides vary in shape and size, there will be slight differences in exactly where the embossing pattern falls on each hide. This diagram is intended to provide a general representation of where the pattern will be printed onto the hide.



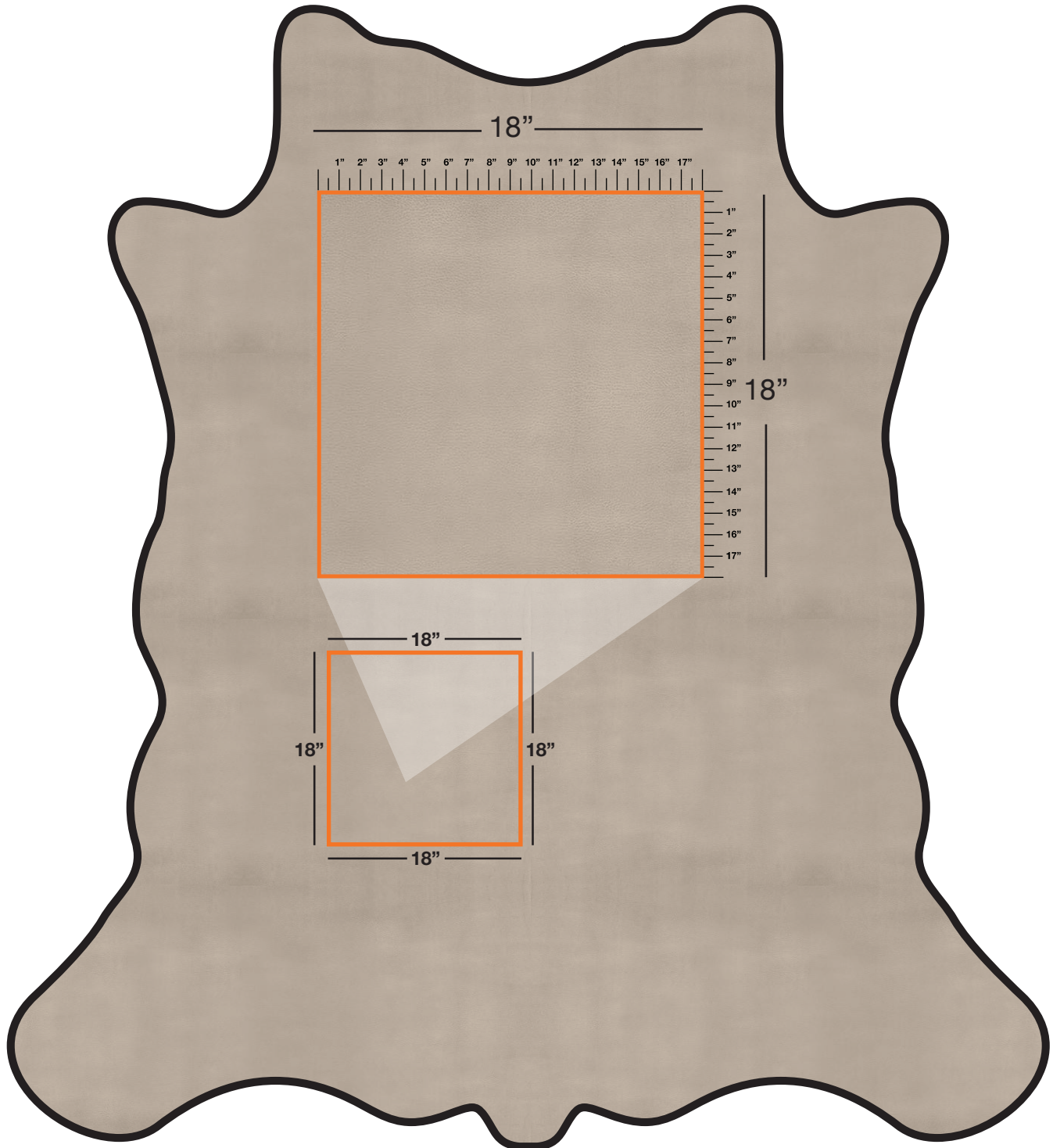
## GRAIN TEXTURE

# Full Cowhide

55-60 SF Average

# ITALIAN PEBBLE (IP)

## Pattern Repeat



The above layout is to show scale and pattern repeat. A pattern repeat refers to the amount of space from where a pattern begins and then begins again. This repeat can occur both on the vertical and horizontal plane. In the top 18"X18" box, we have included additional internal measurements so you can better understand the pattern repeat of the design shown, both vertically and horizontally.



## GRAIN TEXTURE